

PRODUCTS AND EXPERTISE FOR DISTRIBUTORS AND HEALTHCARE OPERATORS



Positioning cushions and devices with microspheres

www.biomatrix.it





Summary

Introduction	4
Positioning cushions with micropshere	10

Positioning cushions with micropshere

○ Support devices for correct positioning

Damage caused by bedridden situations can compromise all treatments and cause slow and often incomplete functional recovery.

The positioning cushions ensure that people subjected to special mobilization treatments have an excellent mix of comfort and adaptability.

Positioning cushions
**REUSABLE,
SANITIZABLE**



○ Each product is designed for a specific use

To obtain maximum effectiveness, it is advisable to use the right device for the specific treatment area.

Correct positioning and support are essential to minimize friction and lacerations of the bedridden patient or forced on wheelchair, even in the post-surgery period. Reusable and suitable for all uses to prevent pressure injury.



Rehabilitation



Intensive Care Unit




Operating Room



Long Term Care

Positioning cushions with micropshere



● Bcode

Find on-line info on this category right now just by shooting this code.

○ Supports' Safety and Hygiene

The line of microsphere positioners easily fits the anatomy of the body, facilitating the maintenance of the correct position of the inpatients in an extremely comfortable way.

Ideal for:

- Post-operative period
- Rehabilitation
- Long-term care
- Intensive care



The positioning cushions are internally composed of expanded polystyrene microspheres. The lining cover is made of bielastic polyurethane, breathable, waterproof, antibacterial, sterilizable and supported by a layer of Jersey mesh for greater durability.

For daily cleaning of the cushions, we recommend using a damp cloth with the possible addition of disinfectant or non-aggressive detergent.



To reduce the risk of cross-infection and to ensure additional protection, we recommend the use of an additional cover, made of the same material as the lining, with an envelope closure to avoid skin injury.

The cover is washable up to a maximum temperature of 95 ° C and is autoclavable up to 134 ° C for 3 minutes.

Operational uses

○ Prone position



The prone position, also called the position of the swimmer, involves positioning the patient with the ventral side downwards and the dorsal area upwards.

Pronation maneuvers must always be carried out in safe conditions, and with the support of useful aids for optimal patient positioning.

○ Semi-prone position



Semi-prone position, to relieve pressure on the sacrum and trochanter, is an alternative to the prone. Unlike the full ventral position, the patient lies on his side with the weight distributed towards the anterior iliac bone, the humerus and the collarbone.

The head is well supported by the pillow, to ensure patient comfort and to keep the cervical spine in later flexion.

○ Supine position



It is the horizontal position assumed by the body when it is lying on a plain surface with the face upwards; it is a rest maintenance position. Postural alignment is indicated in people without or with partial motor skills.

The supine position is not recommended for patients with dyspnea or risk of aspiration.

○ Position in lateral decubitus



This posture is used to provide a period of rest to the skin areas under pressure during the supine position.

Lateral recumbency at right angles on the trochanter should be avoided, again due to the risk of onset of ulcers. The position must be 30° oblique.

○ Semi-sitting position



This position allows greater comfort for the patient suffering from dyspnea.

The combined use of different positioning aids makes this posture very effective and comfortable for the inpatient.


○ Recommended positioners
Prone position

Head



Circular donut positioner

Upper Limbs



Hand positioner

Lower Limbs



Wedge positioner



Trapezoid positioner



Cylindrical positioner

○ Recommended positioners
Semi-prone Position

Upper Limbs



Butterfly positioner

Thorax



Rectangular postural positioner

Lower Limbs



Wedge positioner



Trapezoid positioner



Modular "S" positioner

○ Recommended positioners
Supine Position

Upper Limbs



Butterfly positioner

Thorax



Rectangular postural positioner

Lower Limbs



Wedge positioner



Cylindrical positioner

○ Recommended positioners
Position in Lateral decubitus

Upper Limbs



Butterfly positioner

Thorax



Rectangular postural positioner

Lower Limbs



Wedge positioner



Modular "S" positioner

○ Recommended positioners
Semi-sitting Position

Head



Circular donut positioner

Upper Limbs



Hand positioner

Lower Limbs



Wedge positioner



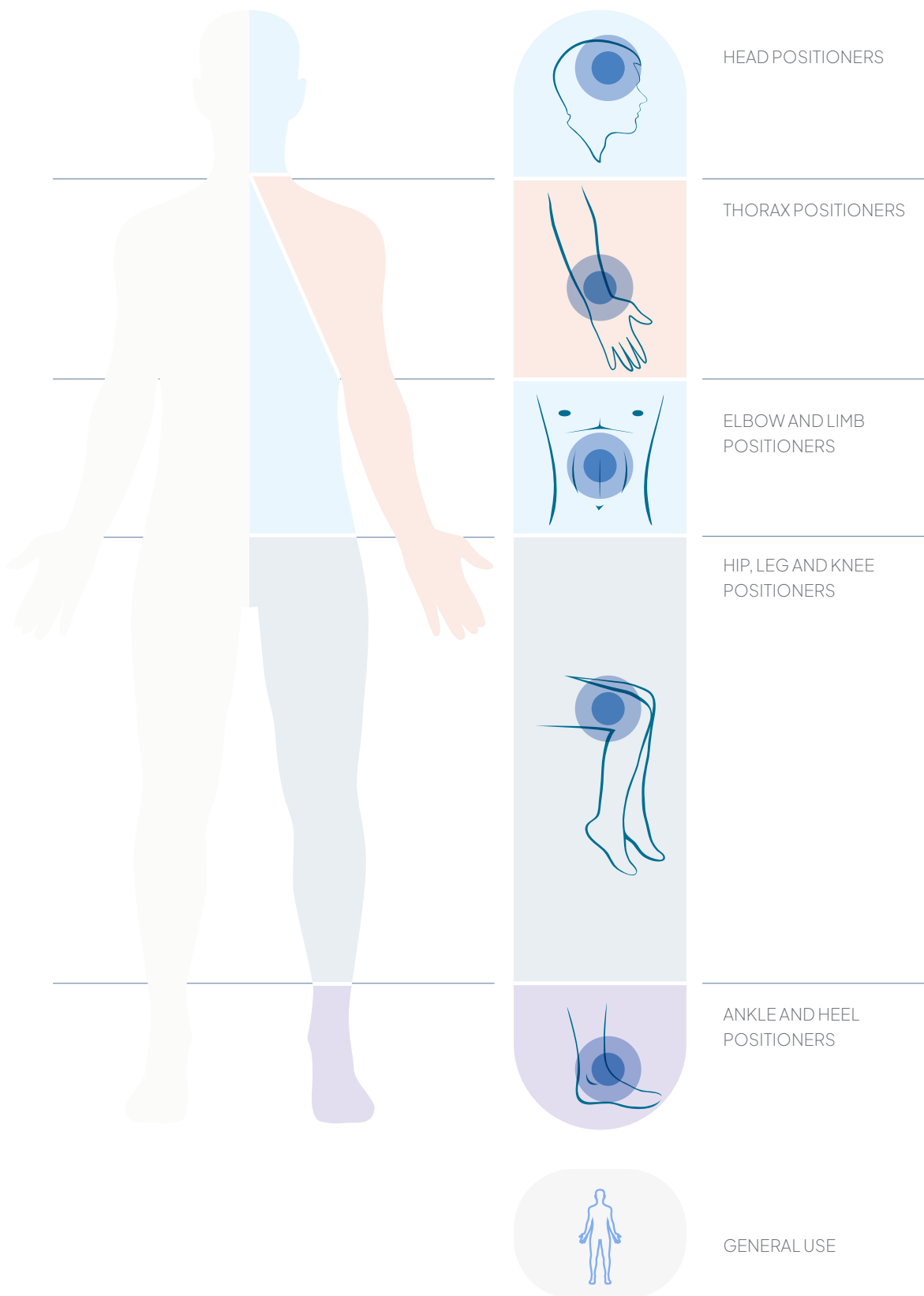
Trapezoid positioner

















Cylindrical positioner

How to choose

POSITIONING CUSHIONS AND DEVICES



Correct positioning and support are crucial to minimize friction and skin lesions for patients forced on wheelchair and for bedridden patients.

Code	Patient circumference cm	Shape
CD02600	ø 30x185	
CD02601XS CD02601S CD02601L	ø 20x90 ø 40x140 ø 30x180	
CD02602	ø 18x80	
CD02603S CD02603M CD02603L CD02603XL	18x30 31x41 38x55 40x60	
CD02604	40x20x15	
CD02605S CD02605L	30x15x20 48x30x12	
CD02606	62x42x18/6	
CD02607	60x26x42	
CD02608	ø 47	
CD02609	21x15x12	
CD02610	70x60x20	
CD02611	40x40x10	
CD02612	45x22x18	
CD02613	ø 5,5x16	



Positioning cushions with microsphere

Designed to ensure greater comfort and lower pressure on the support areas. The microsphere padding allows a total and continuous adjustment to the patient's anatomy.

The extremely soft, non-removable lining cover is designed to reduce the friction between the skin and the pillow.

Standard 100 Certification by OEKO-TEX® to guarantee greater safety and protection for the patient's health.



CD02600

Modular "S" positioner

Multifunctional cushion, it supports the patient in the shoulder area, on the back and hip, as well as knees when in lateral decubitus position.

CD02600 Ø 30x185 cm



MORE SIZES

CD02601

+ NEW

Half-moon positioning cushion for patient in sitting position

Used to support the back and relieve elbows and shoulders.

CD02601XS Ø 20x90 cm

CD02601S Ø 40x140 cm

CD02601L Ø 30x180 cm



CD02602

Cylindrical positioning cushion

Used to support ankles and heels.

CD02602 Ø 18x80 cm



MORE SIZES

CD02603

+ NEW

Rectangular postural positioner


Multifunctional pillow, it comfortably supports the patient both at the cervical level and the knee level when in lateral decubitus position.

CD02603S 18x30 cm

CD02603M 31x41 cm

CD02603L 38x55 cm

CD02603XL 40x60 cm



Antibacterial Polyurethane Cover

Breathable and Bielastic
OEKO-TEX® 100 Standard Certification



CD02604

Butterfly positioner

Thanks to its shape it can be used as support for upper / lower limbs and for the back.

CD02604 40x20x15 cm



MORE SIZES

CD02605

Wedge positioner

Its shape makes it suitable for supporting neck, head and lower limbs.

CD02605S 30x15x20 cm

CD02605L 48x30x12 cm



CD02606

Trapezoid positioning cushion

Thanks to its shape it supports neck, head, and lower limbs.

CD02606 62x42x18/6 cm



CD02607

Triangular positioning cushion

Thanks to its shape it can be used as support for lower limbs.

CD02607 60x26x42 cm

Positioning cushions with microsphere



CD02608

Circular donut positioner

Used to protect and correctly position the neck and head.

CD02608
Ø 47 cm



CD02609

Hand positioner

Thanks to its shape it is used as hand and wrist support.

CD02609
21x15x12 cm



CD02610 **+ NEW**

Shaped abductor cushion for lower limbs

It comfortably supports the patient at the level of knees and lower limbs when in lateral decubitus position.

CD026010
70x60x20 cm



CD02611 **+ NEW**

Positioning cushion with hole

Used to protect and correctly position the head.

CD02611
40x40x10 cm



CD02612

+ NEW

Upper limb positioning cushion

Thanks to its shape it is used to support both the head at the cervical level and the limbs.

CD026012

45x22x18 cm



CD02613

+ NEW

Positioning cushion for hand rehabilitation

Cylindrical pillow for hand and wrist support and rehabilitation. Cotton jersey lining cover.

CD026013

Ø5,5x16 cm



MORE SIZES
↙ ↘



CD026XXCP

+ NEW

Replacement cover for microsphere positioners

Additional cover with envelope closure. Made of bielastic polyurethane, it is breathable, waterproof, antibacterial, sterilizable and supported by a layer of jersey knit for added duration. Available in various sizes and shapes on request.

CD026XXCP

various sizes



MORE SIZES
↙ ↘



CD02W600

+ NEW

Bag for microsphere positioners

Made of polyester fabric with reinforced seams and sturdy zippers and handles.

CD02W600

various sizes



POSITIONING CUSHIONS AND DEVICES

BioMatrix

Via Maffini, 23 - 29010 San Giuliano di Castelvetro (PC)
Tel. 0523.826619 Fax. 0523826728
e-mail: info@biomatrix.it

All right reserved. Changes may be made without prior notice.
BioMatrix S.r.l has not to be considered responsible for damages
resulting from the lack or inaccuracy of the information reported here.

www.biomatrix.it

